

**RFC Editor Reporting
October 2009**

1. Monthly Summary

The following numbers represent the October 2009 statistics for documents moving through the RFC Editor queue.

Submitted	27
Published	29
Withdrawn/DNP	0

Number of Documents in Queue per State at EOM

EDIT	12
RFC-EDITOR	17
AUTH48	52
REF	6
IANA	1
AUTH	1
TO	1
IESG	1
MISSREF	35

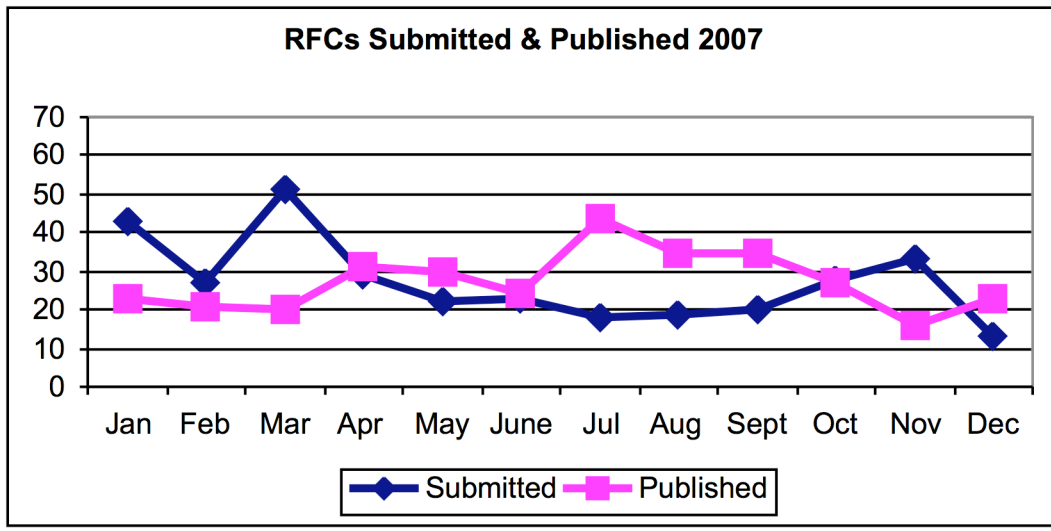
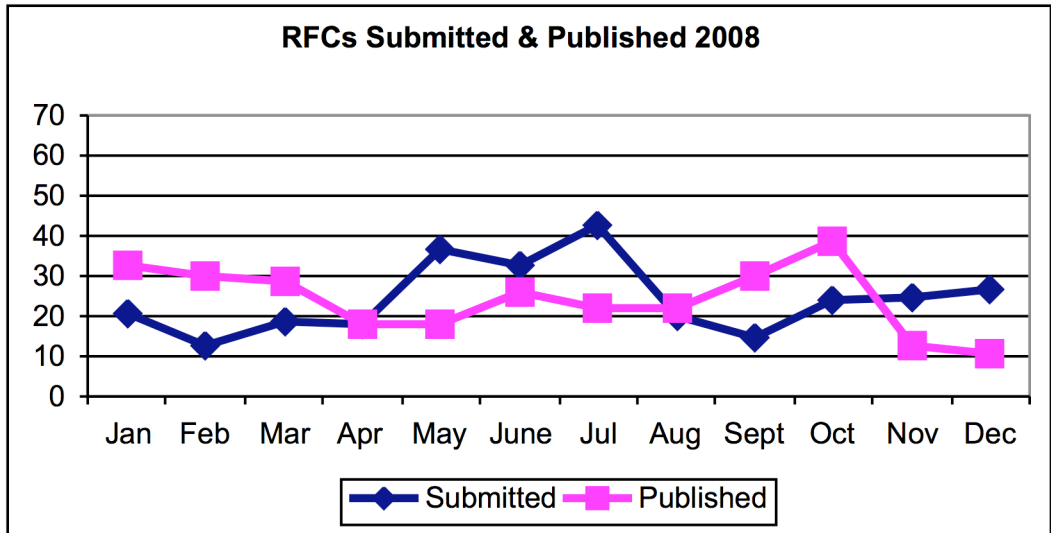
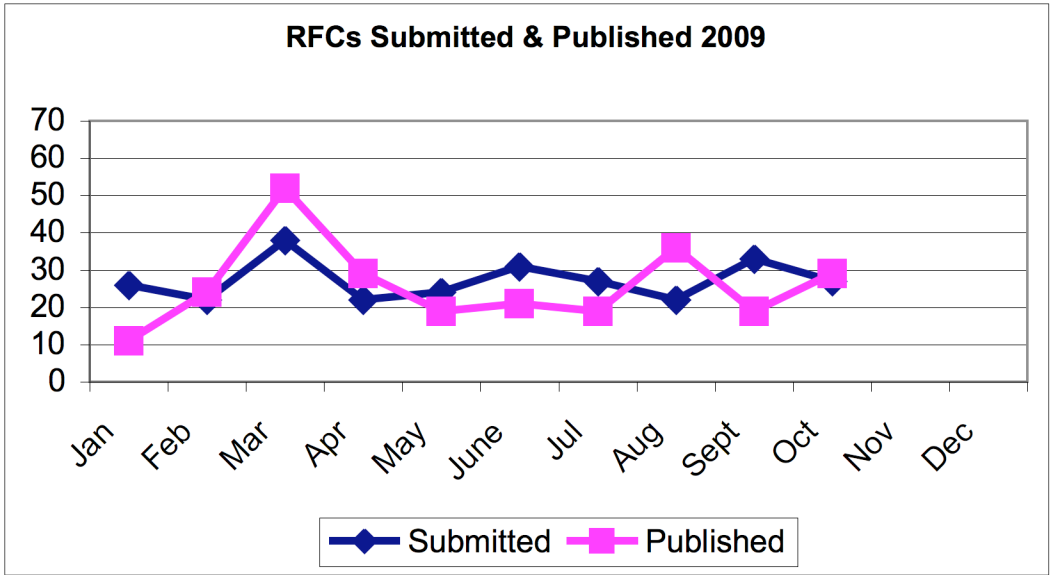
2. Submission and Publication Rates

Publication numbers for November 2008 through January 2009 were down, largely because of problems transitioning to the RFC 5378 copyright notice. RFC publication was suspended for the IETF and IAB, without each author providing explicit acknowledgement that they were aware of and approved of the copyright notice and legends as it is defined in RFC 5378 and at <http://trustee.ietf.org/license-info>. With the RFC-5378-fix announced 12 February 2009, more documents were released for publication.

Independent and IRTF stream submissions are suspended indefinitely, until each stream defines (in collection with the IAB and the Trust) the appropriate copyright to be applied to those streams.

As of 12 September 2009, a new Trust License Policy (TLP) was released to resolve issues surrounding the inclusion of the BSD license, which released a few documents that had gotten stuck in AUTH48.

The following graphs show the annual submission and publication rates for RFCs over the last 3 years. During this time, the RFC Editor has worked down the size of the queue, and the total amount of time a document spends in the queue. In 2007, there was a large (50+) submission burst in March, in which it took the RFC Editor 3-4 months to recover and return to equilibrium. In 2008, we did not experience a burst in March, which explains the steady decrease in time that an Internet-Draft spends in the publication queue. However, the submission rate increased in May - July. In 2009, we experienced a burst of submissions and publications in March. In the last 3 months, the IESG has approved more documents than have been published, increasing the size of our queue. However, the AUTH48 state grew dramatically in June 2009 and remained at the increased number through July.



3. Queue Processing Times

The subsequent figures show the processing times of documents as they move through the RFC Editor queue. The diagrams show document counts, page counts, and average times in queue per state (EDIT, RFC-EDITOR, and AUTH48).

As described in Section 2, processing times have been impacted since November 2008 because of the issues regarding the transition to the RFC 5378 copyright notice and legends. The queue continues to be affected in the following ways:

- The AUTH48 queue is growing, and AUTH48 times are increasing. As we continue to process documents and prepare them for publication, the RFCs-to-be from the Independent Stream (and IRTF) remain in AUTH48 state because the copyright issue has not been resolved.

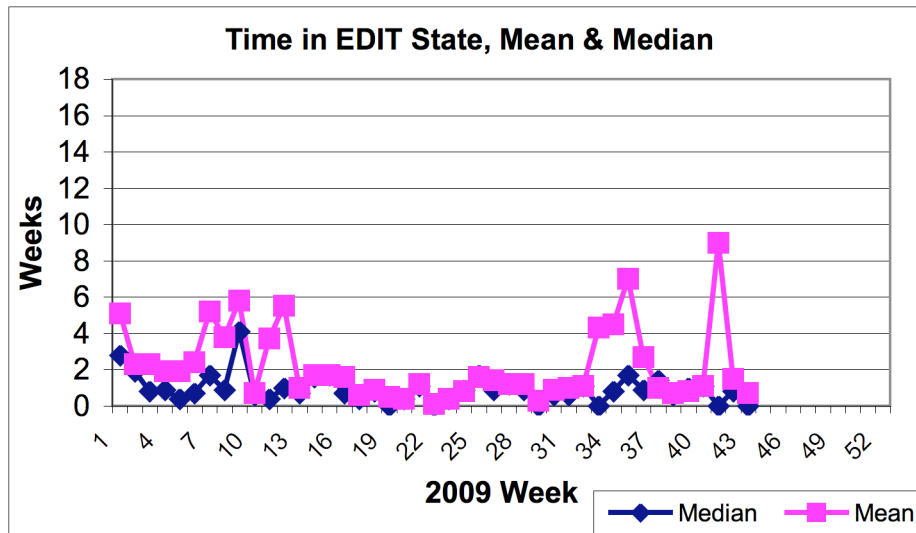
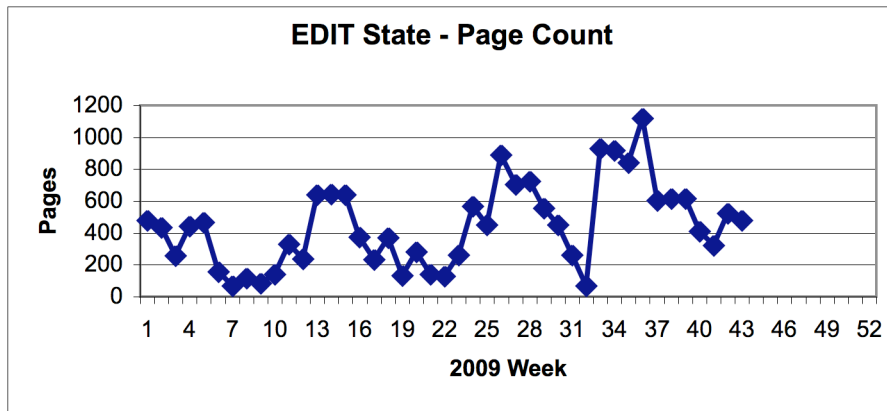
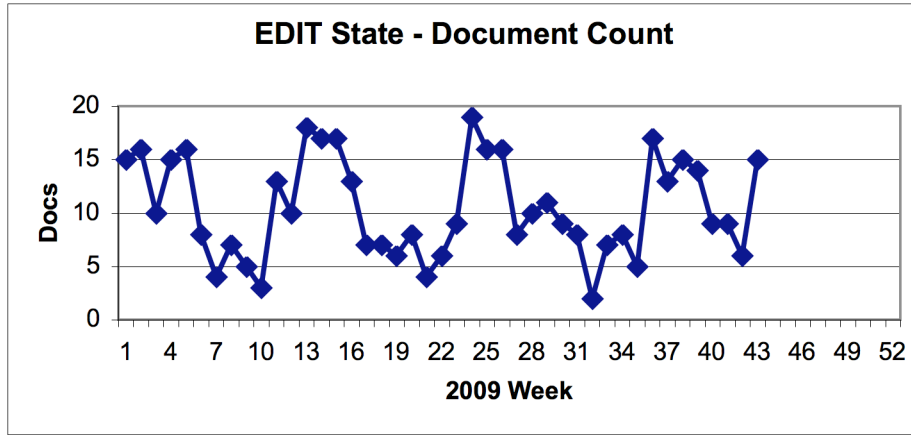
Note that there is a ripple effect, as spikes in document and page counts may be due to sets of documents moving through the queue together. The set does not move to the next state until the entire set is ready to be moved. For example, in September/October 2008, there were 2 large sets of documents released for publication (ISIS – 9 docs, SIP/SIPPING – 11 docs), which shows up as a spike in the EDIT state around week 33–37. There is then a subsequent spike in the RFC-EDITOR state around week 40, which results in a spike in the AUTH48 state around week 40. These sets were published in October, creating a burst of October publications.

Generally speaking, the more documents there are in the queue, the longer it takes for documents to move through the queue.

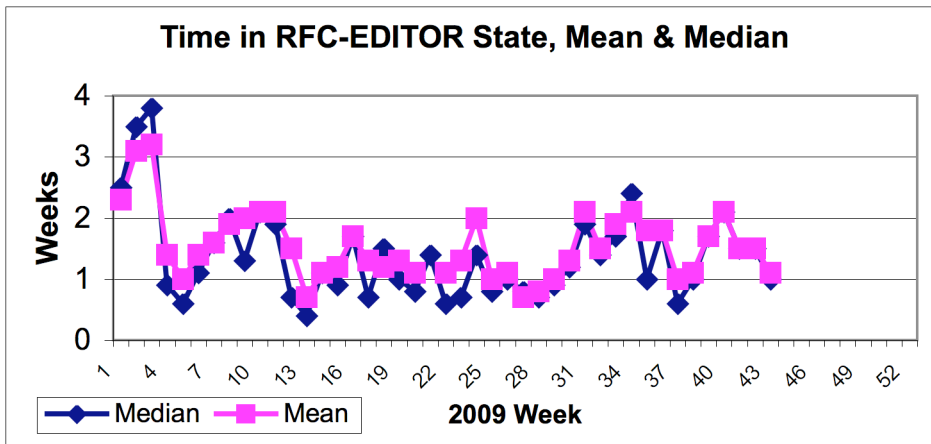
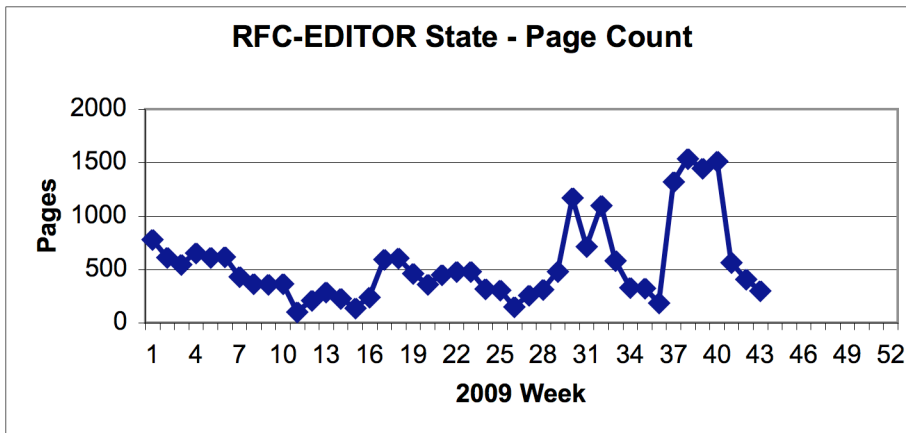
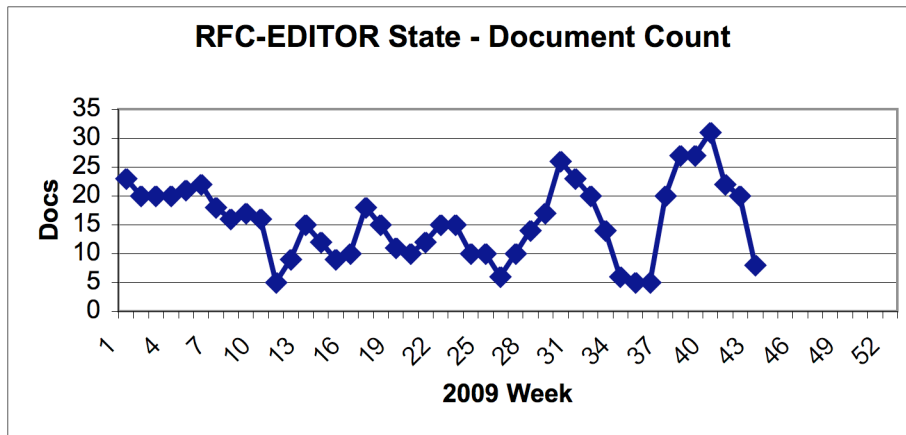
Note 1: The data for the page counts used to create the graphs on the following pages was recalculated, as the automated reports sent to the IESG/IAB and as shown at <http://www.rfc-editor.org/CurrQstats.txt> were incorrect for January and February of 2008.

Note 2: In January 2008, the queue stats were adjusted to remove 2nd and 3rd generation MISSREFS (i.e., documents that reference other documents that are in MISSREF) from being included in RFC Editor time. There were some anomalies that needed to be worked out. Data post-Feb 2008 is more accurate.

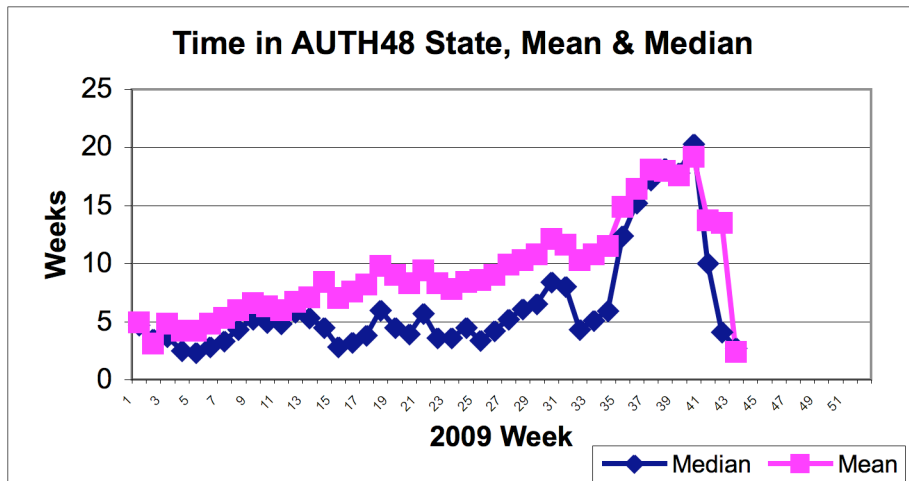
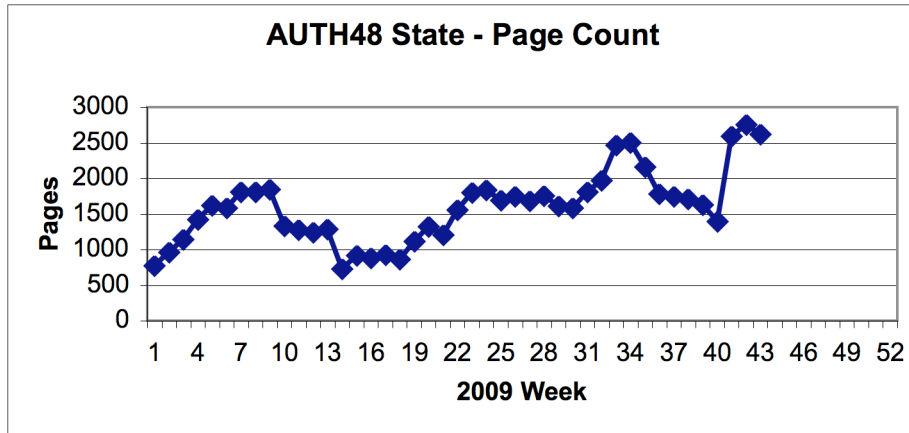
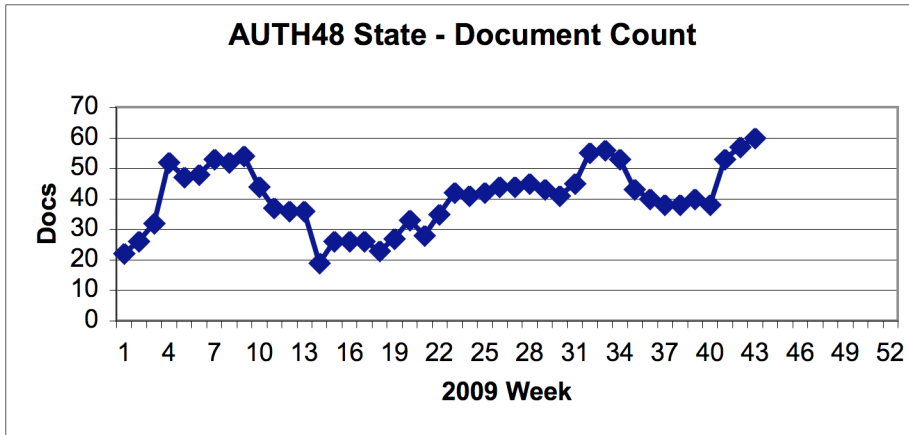
EDIT State 2009



RFC-EDITOR State 2009



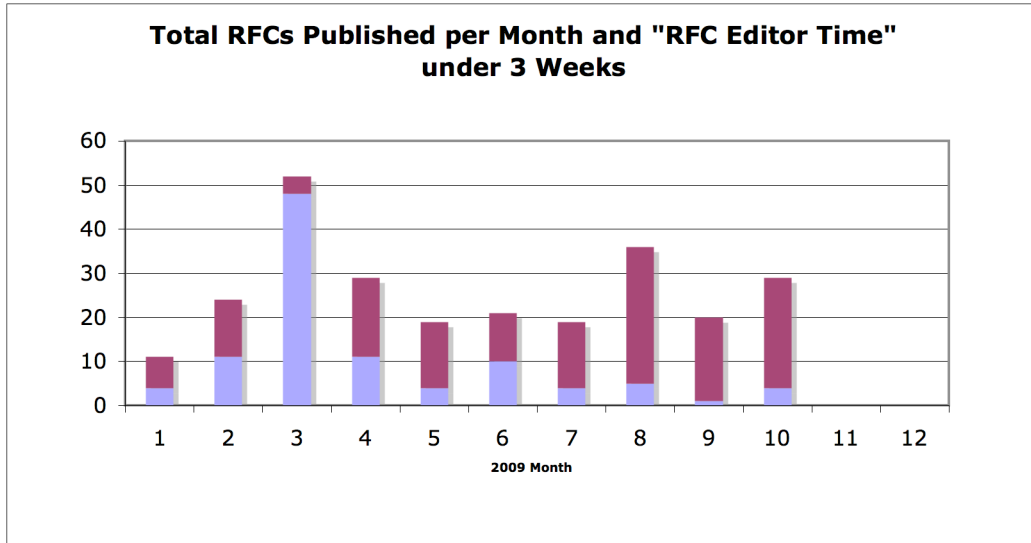
AUTH48 State 2009



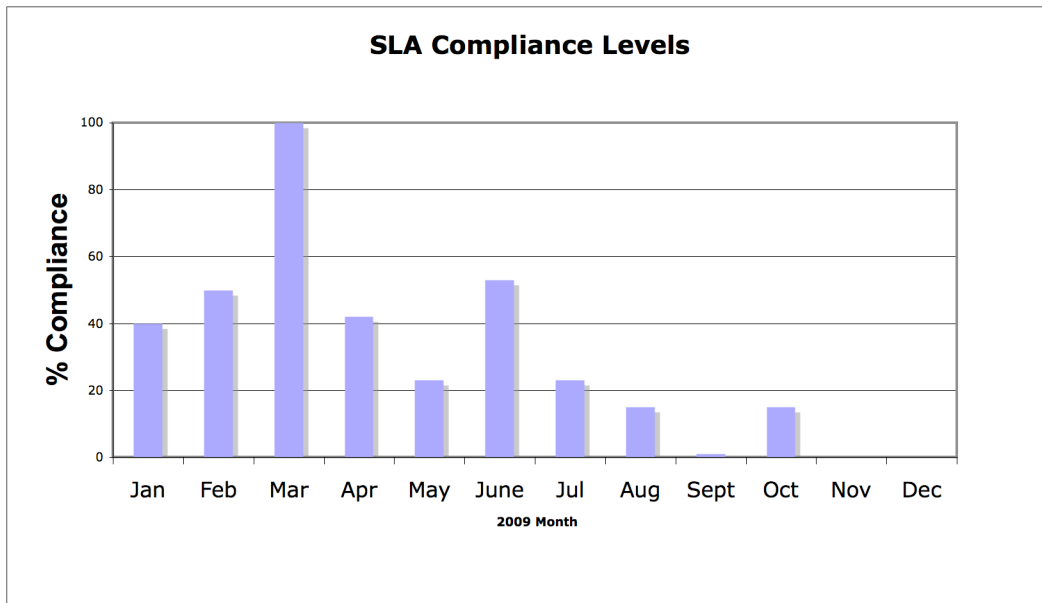
4. SLA Compliance Levels

The charts below show our compliance with the performance goals set in our SLA. Note that compliance as defined in our SLA requires that 90% of the documents published have an RFC Editor time (EDIT and RFC-EDITOR states) of less than 20 days.

This graph shows the total number of documents published per month, highlighting those that were published with an RFC Editor time of fewer than 20 days.



The following graph shows our percent compliance with the SLA (i.e., 90% of published RFCs will have an RFC Editor time of less than 20 days).



(Note: There was an error in the above graph in the March report. In March, we met the SLA compliance levels at 100%.)