

## RFC Editor Reporting February 2010

### 1. Monthly Summary

The following numbers represent the February 2010 statistics for documents moving through the RFC Editor queue.

Submitted	25
Published	41

Number of Documents in Queue per State at EOM

EDIT	29
RFC-EDITOR	29
AUTH48	33
REF	1
IANA	1
AUTH	1
TO	2
IESG	2
MISSREF	40

### 2. Submission and Publication Rates

During 2009, there was an average of 27 documents submitted and 24 documents published per month. This is similar to the throughput of 2008, in which 27 documents were submitted and 26 documents were published per month. The graphs show that RFC publication is typically lower during the months of November-January, which we attribute to the holidays and vacation season.

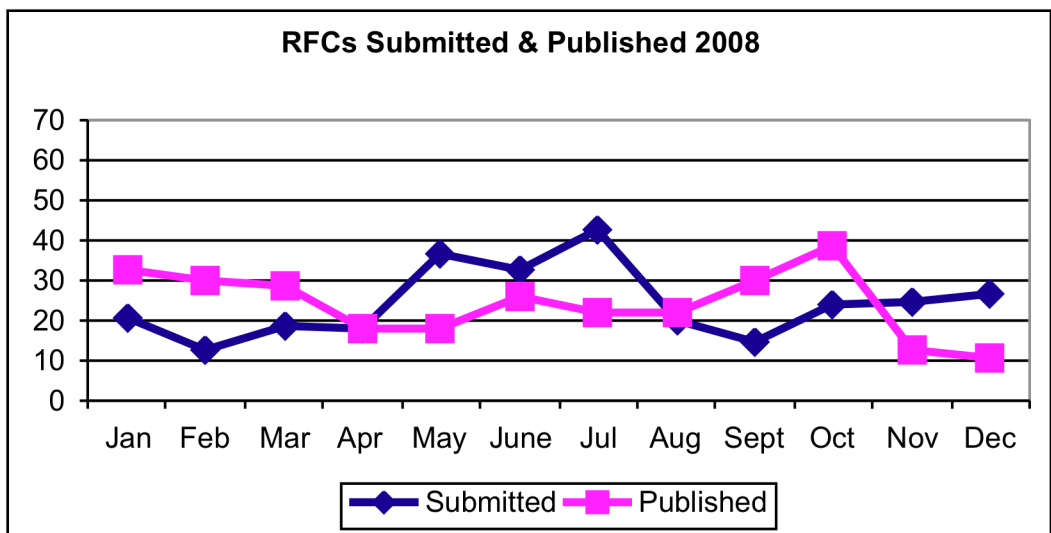
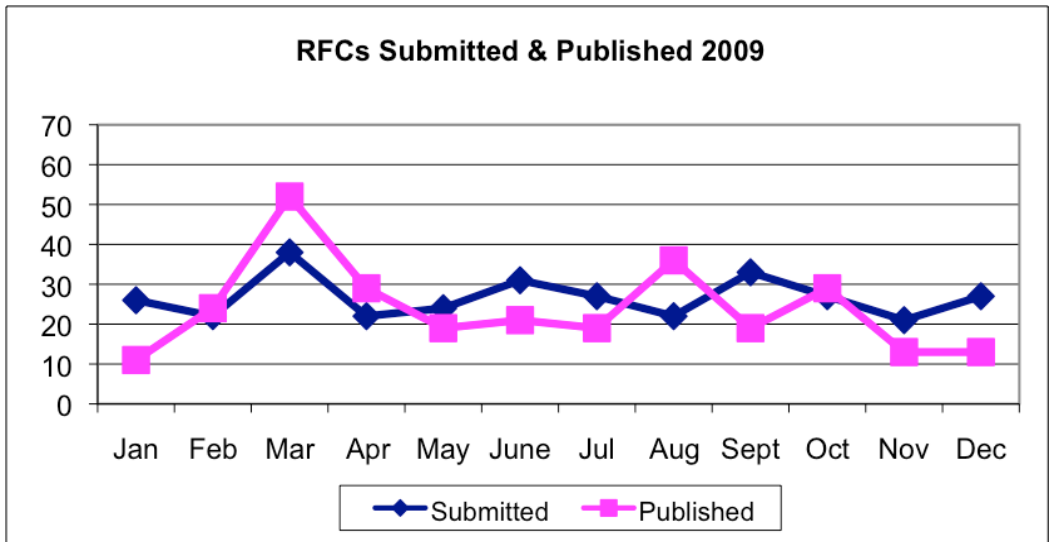
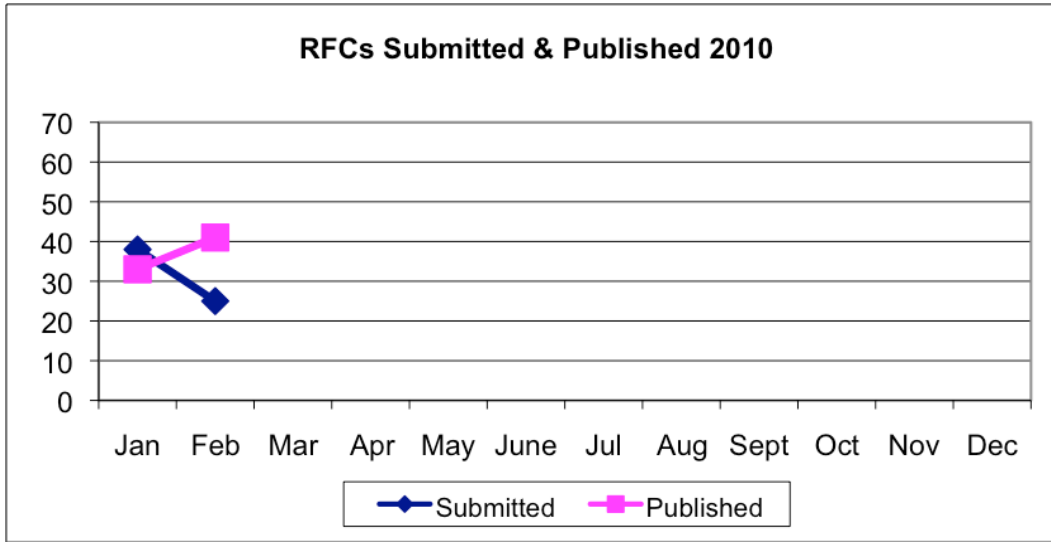
There are a number of factors that affected the processing times for 2009; a few of significant importance are noted here:

- a. November 2008 – RFC 5378 was published, defining a new copyright notice for RFCs.
  - This created the “pre-5378 problem.”
  - It also caused non-IETF stream documents to be put on hold, as it did not account for the Independent Submission and IRTF streams.
- b. February 2009 – An RFC 5378-fix was approved and announced, introducing new text to serve as a work-around for people experiencing the “pre-5378 problem.”
- c. September 2009 – An updated TLP was announced to resolve issues surrounding the inclusion of the BSD license in RFCs.
- d. December 2009 – TLP 4.0 was announced, freeing the non-IETF stream documents for publication.
- e. December 2009 – RFC 5741 was published, defining new header and boilerplate material for all streams.
- f. November 2009-January 2010 – RFC Editor focused on transition from USC/ISI to AMS.

Processing times have been impacted since November 2008 because of the issues regarding the transition to the RFC 5378 copyright notice and legends. We expect increased publication rates in the first quarter of 2010, as the issues defined above have been resolved, and the documents that were stuck in AUTH48 can move forward in the publication process.

The following graphs show the annual submission and publication rates for RFCs over the past 3 years. The effects of the above can be viewed in publication rates in the 2008-2009 graphs (and in the processing times of editorial states shown in Section 3).

### Annual Submission and Publication Rates



### 3. Queue Processing Times

The subsequent figures show the processing times of documents as they move through the RFC Editor queue. The diagrams show document counts, page counts, and average times in queue per state (EDIT, RFC-EDITOR, and AUTH48).

The graphs will show an increased number of documents in EDIT and AUTH48. There was an increase in the size of the EDIT queue in the last 2 months of 2009, as the RFC Editor focused their energy on transitioning the RFC Editor project from USC/ISI to AMS. The AUTH48 state grew throughout the year to be 3x the size it was a year ago, because documents continued to be processed through the queue, but got stuck in AUTH48 because of the issues mentioned in Section 2.

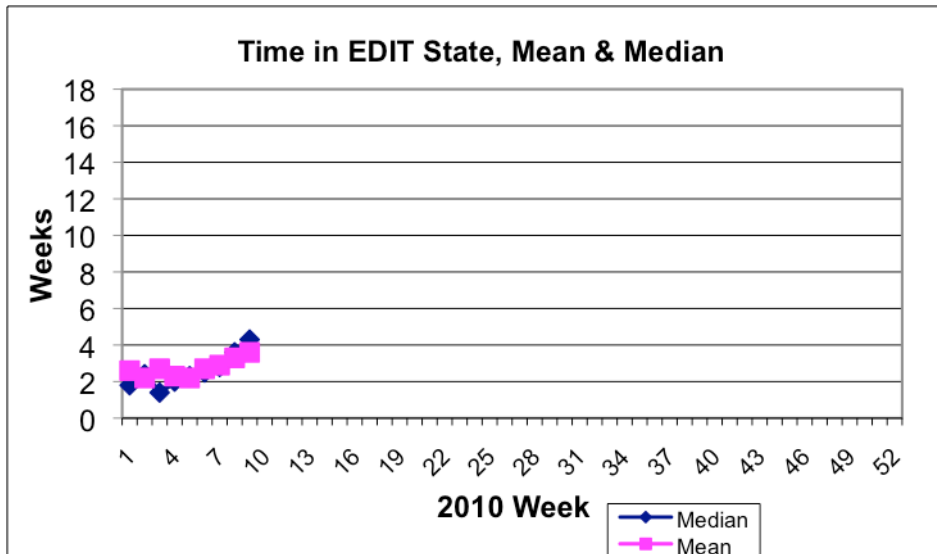
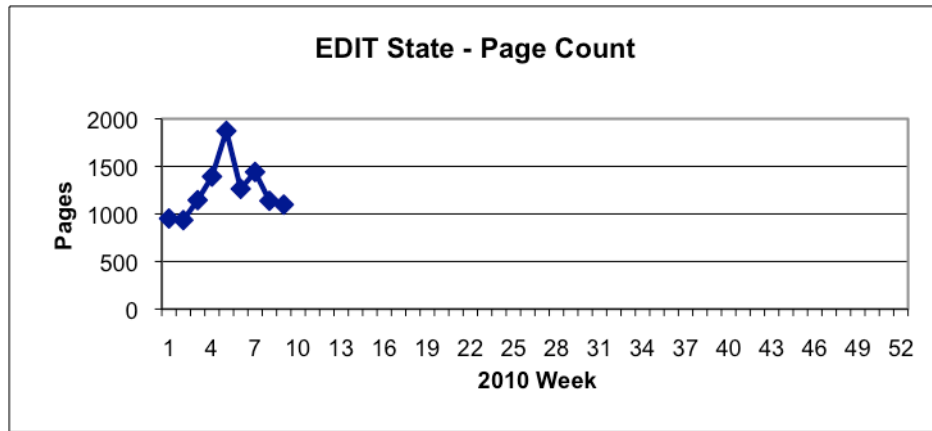
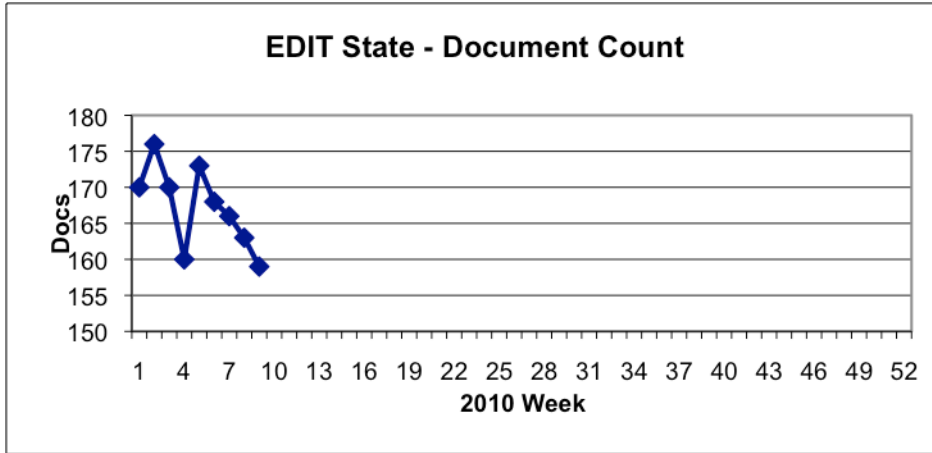
Note that there is a ripple effect, as spikes in document and page counts may be due to clusters of documents moving through the queue together. A cluster does not move to the next state until the entire set is ready to be moved. For example, in September/October 2008, there were 2 large sets of documents released for publication (ISIS – 9 docs, SIP/SIPPING – 11 docs), which shows up as a spike in the EDIT state around week 33–37. There is then a subsequent spike in the RFC-EDITOR state around week 40, which results in a spike in the AUTH48 state around week 40. These sets were published in October, creating a burst of October publications.

Generally speaking, the more documents there are in the queue, the longer it takes for documents to move through the queue.

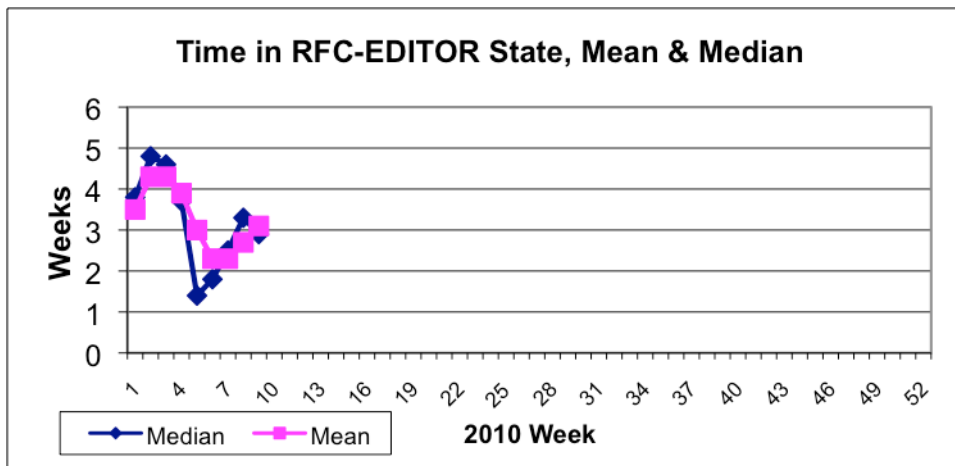
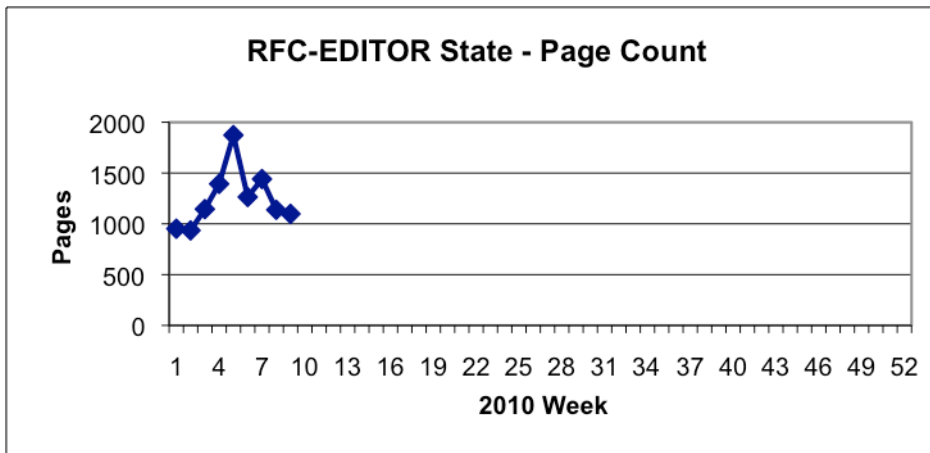
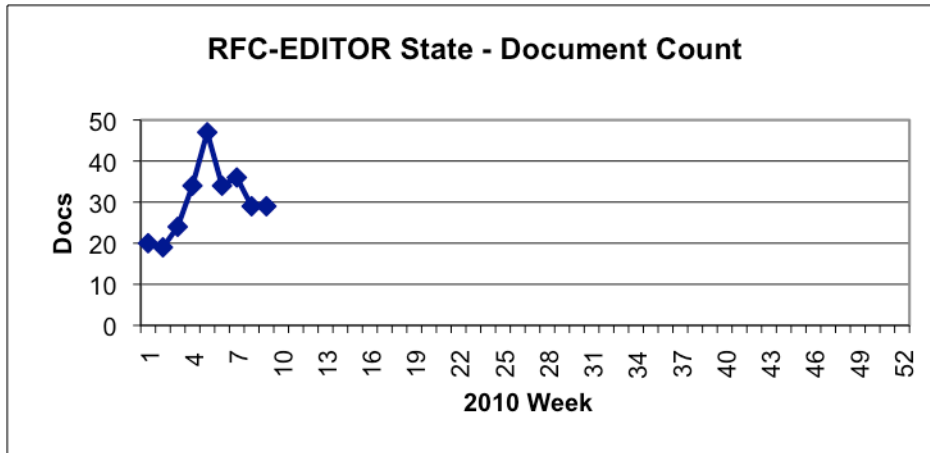
**Note 1:** The data for the page counts used to create the graphs on the following pages was recalculated, as the automated reports sent to the IESG/IAB and as shown at <http://www.rfc-editor.org/CurrQstats.txt> were incorrect for January and February of 2008.

**Note 2:** In January 2008, the queue stats were adjusted to remove 2nd and 3rd generation MISSREFS (i.e., documents that reference other documents that are in MISSREF) from being included in RFC-Editor time. There were some anomalies that needed to be worked out. Data post-Feb 2008 is more accurate.

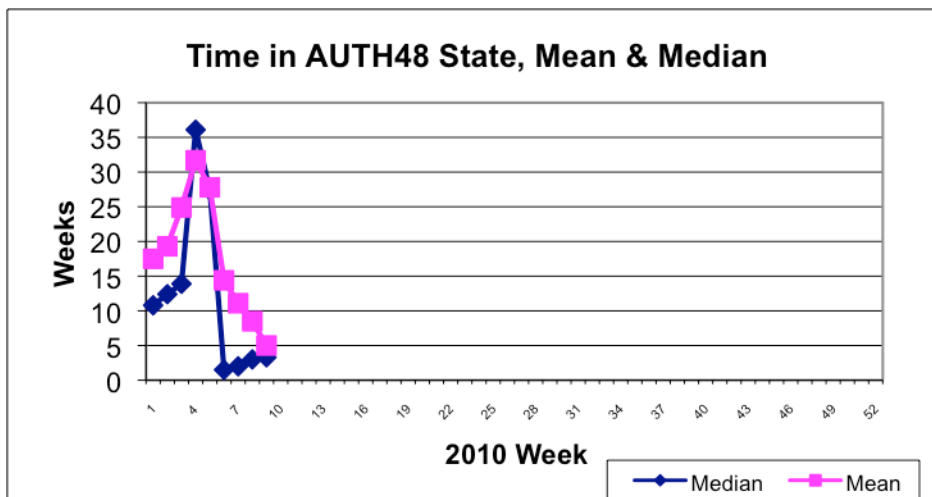
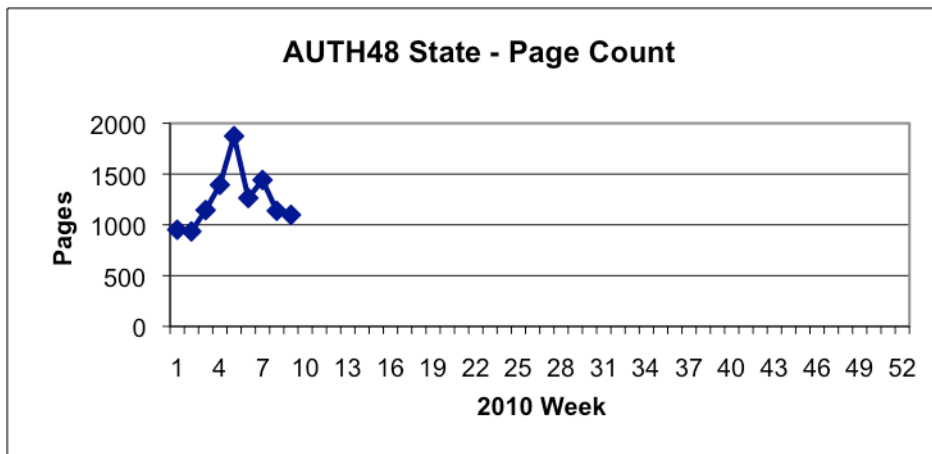
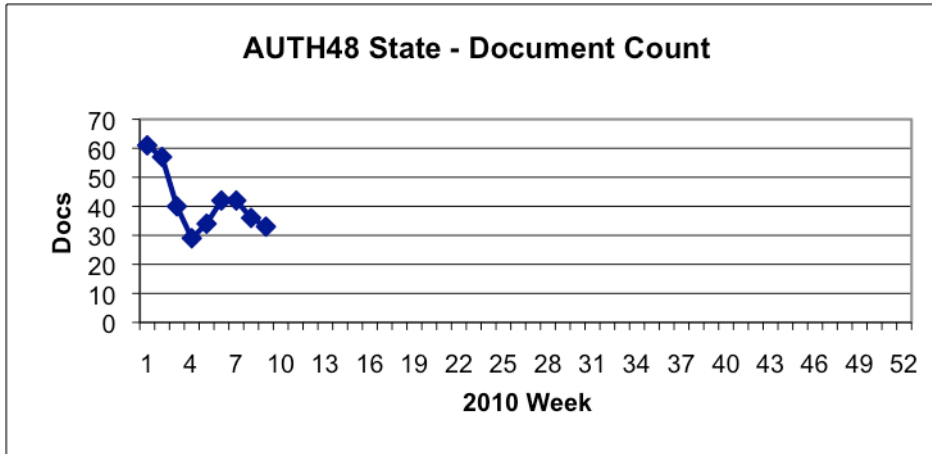
# EDIT State 2010



### RFC-EDITOR State 2010



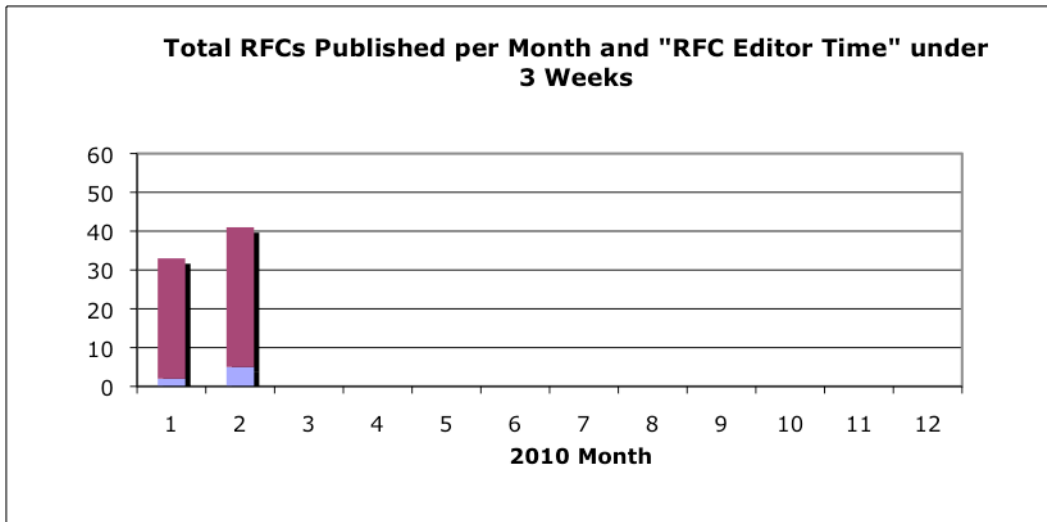
AUTH48 State 2010



#### 4. SLA Compliance Levels

The charts below show our compliance with the performance goals set in our SLA. Note that compliance as defined in our SLA requires that 90% of the documents published have an RFC Editor time (EDIT and RFC-EDITOR states) of less than 20 days.

This graph shows the total number of documents published per month, highlighting those that were published with an RFC Editor time of fewer than 20 days.



The following graph shows our percent compliance with the SLA (i.e., 90% of published RFCs will have an RFC Editor time of less than 20 days).

